

How to change SBI ATM Pin Number Online

Ad admeonline.com/how-to-change-sbi-atm-pin-number-online/



SBI ATM PIN Change Process : Online SBI Eservices ATM Card Services

Learn how to **change your SBI ATM Card (Debit Card) Pin Number Online** . SBI Online portal allows us to reset SBI ATM Pin Number easily.If you **forgot your SBI ATM Pin Number**, don't worry, you can generate it online. No need to submit the '**New ATM PIN**' request application form in the bank and no more waiting to receive the PIN via Post.

If you are an **SBT (State Bank Of Travancore)** Customer, You can follow the below method from your **Online SBT Account to Change your SBT ATM Pin Number Online** .

Watch the Video Tutorial.

What are the details required to Reset the SBI ATM Pin Online?

To Change the SBI ATM Pin Online, you need the Following details.

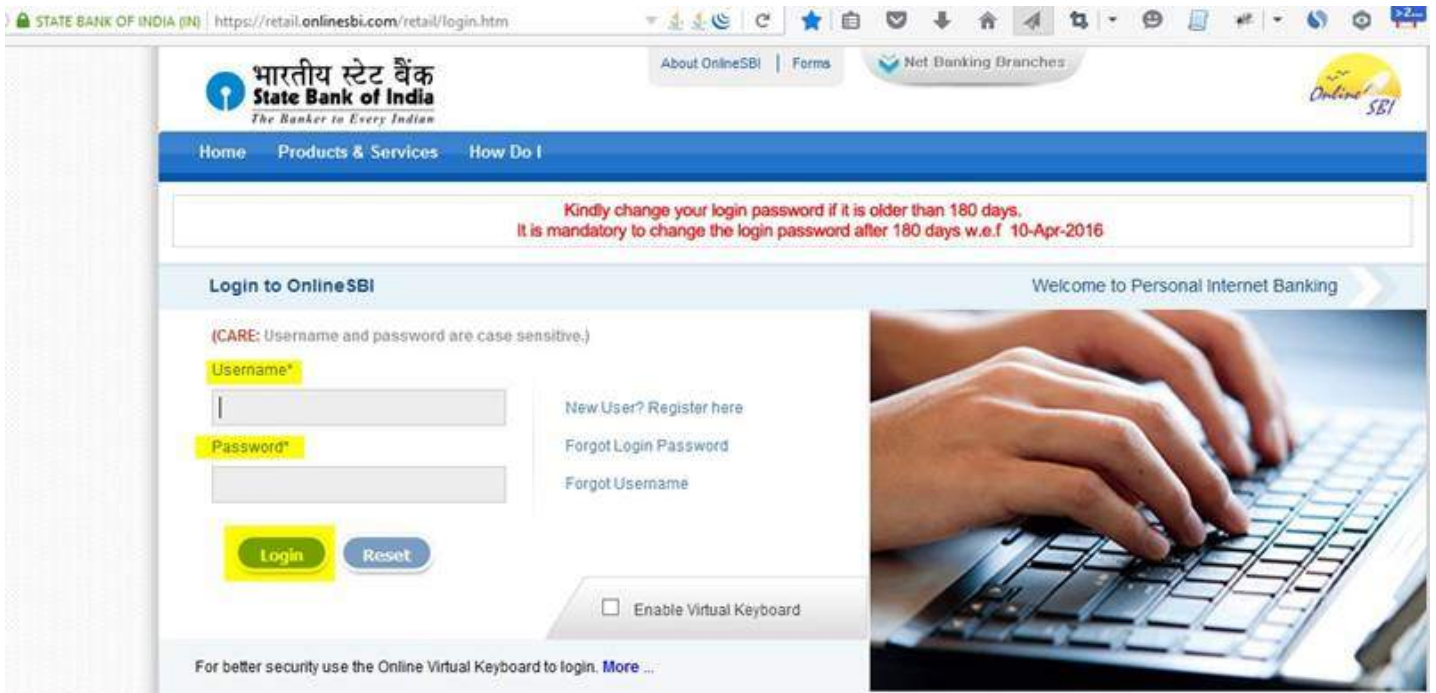
- Online SBI Login User Name and Password.
- Online SBI Profile Password.
- SBI Registered Mobile Number.

Read Also

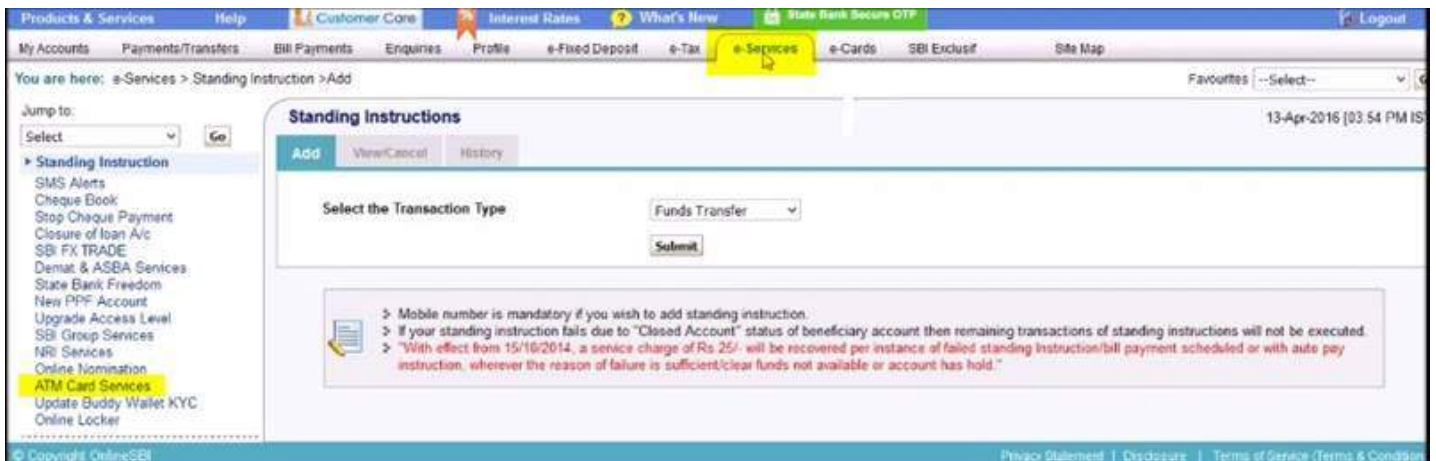
[SBI ATM Pin Generation through SMS](#)

How to Change the SBI ATM Pin Online?

Step 1 : Login Online SBI (<https://www.onlinesbi.com>) using your User Name and Password.



Step 2 : Click on 'e-Services' on top Menu and Then click 'ATM Card Services' (Left Menu).



e-Services => ATM Card Services

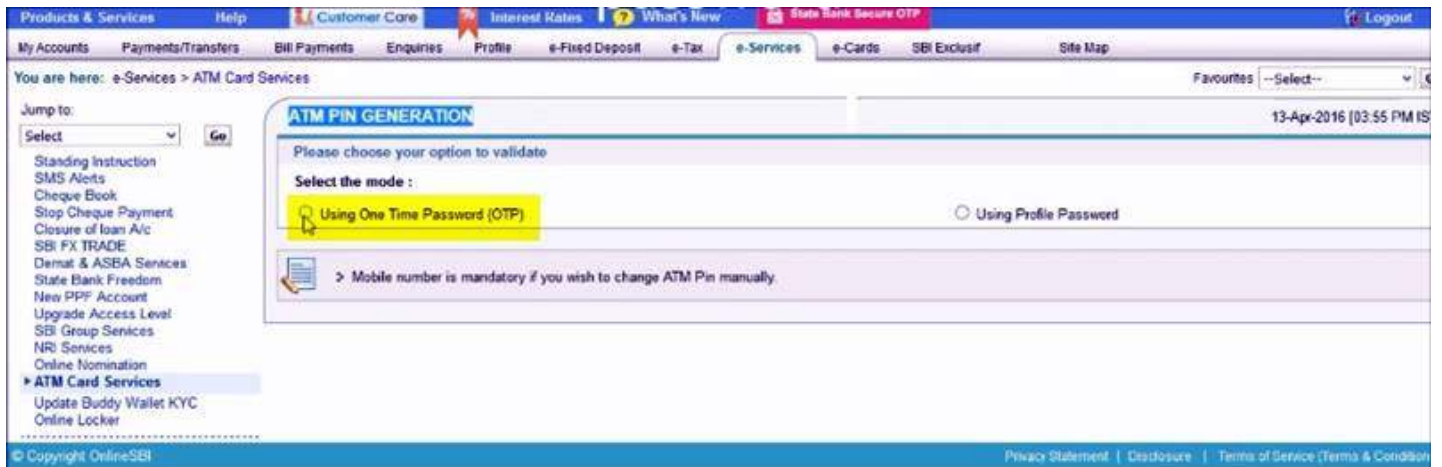
In the 'ATM Card Services' page, You can **Block your ATM Card, Activate New ATM Card, Generate new ATM PIN** etc if required.

Step 3 : Now click on 'ATM Pin Generation'.



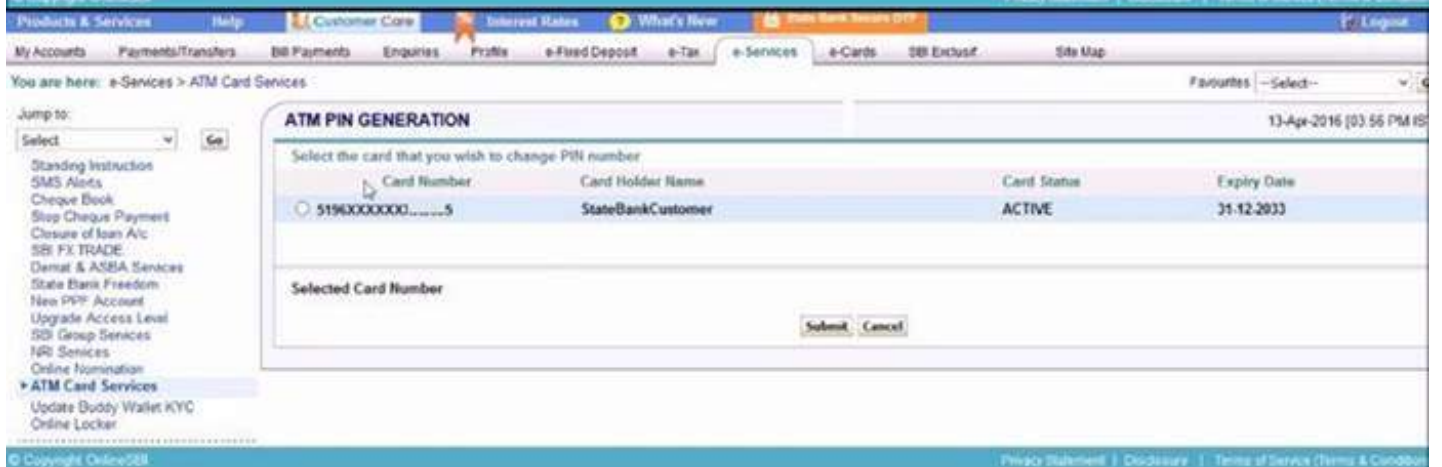
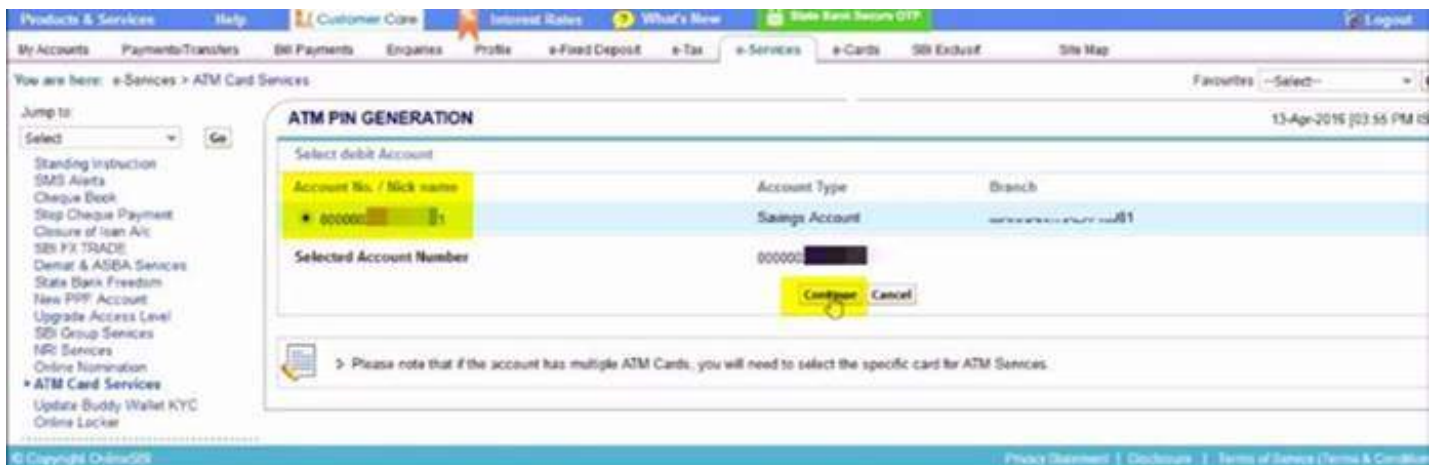
Step 4 : Choose an option to **Validate ATM PIN Generation**.

You Can Validate the new **SBI ATM Pin Generation** by selecting **One Time Password (OTP)** or Using Your Profile Password. In this demo, I've selected '**Using One Time Password (OTP)** option'. If you have selected the OTP method, you will get an OTP in your SBI registered Mobile Number.



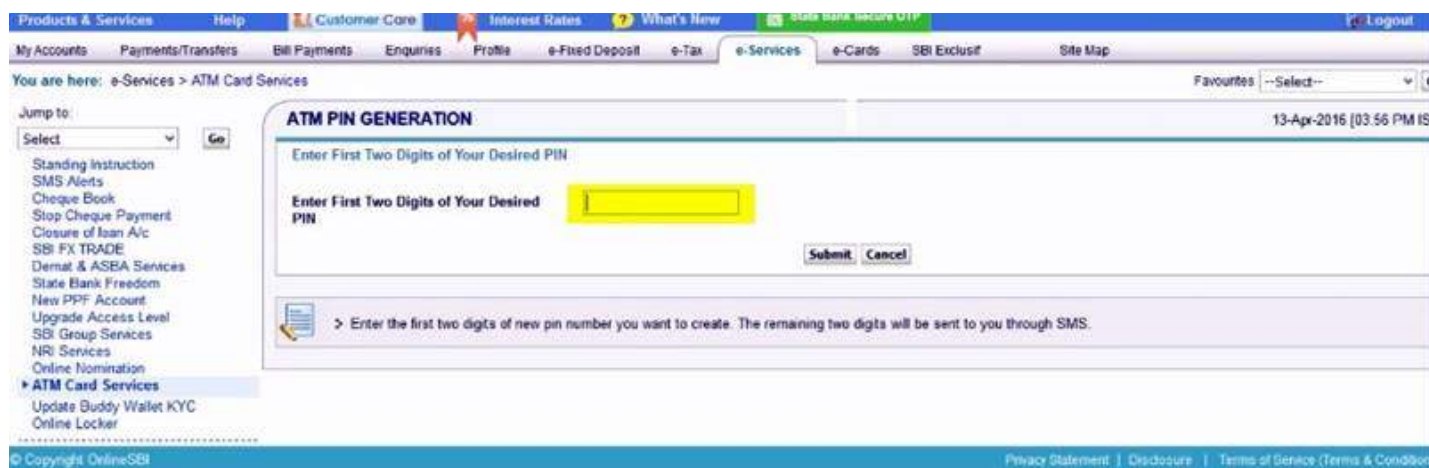
Step 5 : Enter the OTP received in your Mobile and click '**Submit**'.

Step 6 : Select the SBI Account Number and click '**Continue**'.

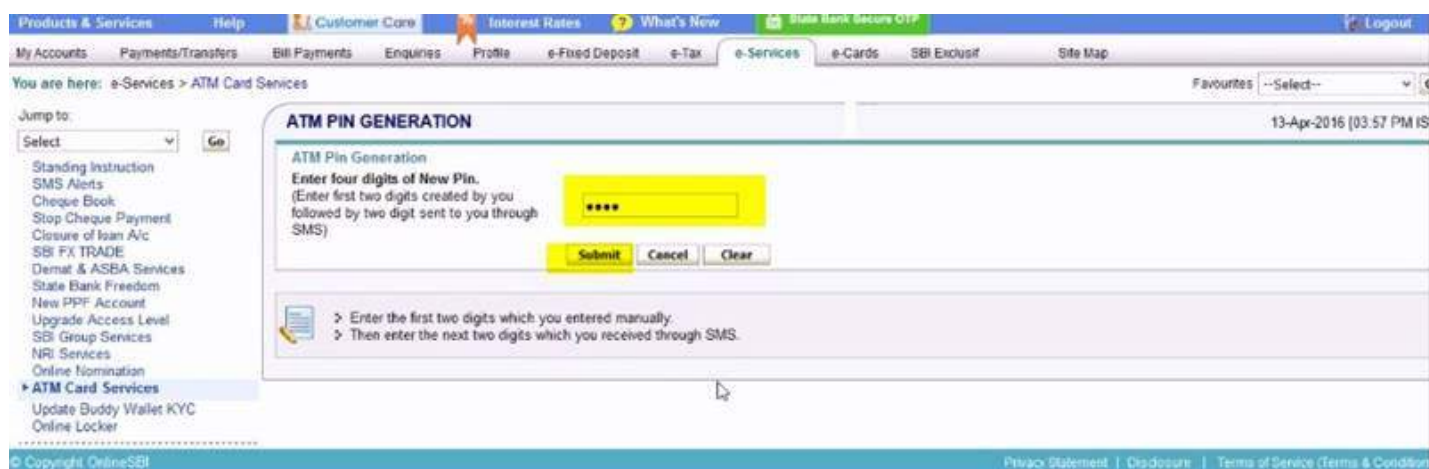


Step 7 : Select the Card that you want to change the **PIN Number** and click on Submit.

Step 8 : Enter the first two digits of **new PIN number** you want to create and click '**Submit**'. The remaining two digits will be sent to you through SMS.



Step 9 : Now you will get an SMS with the **last 2 digits of the PIN**. Enter four digits of New Pin. Enter first two digits created by you followed by two digit sent to you through SMS and click on '**Submit**'.



After the successful submission, you will get a **confirmation SMS in your registered Mobile Number**. Your **new SBI ATM PIN Number** is ready for use now.

With these simple steps, you can reset your SBI ATM Pin Number Online. Any questions...? feel free to post it as a comment below.

Subscribe To Our [Youtube Channel](#) and Get More Great Tips :

About Admeonline.com :

Admeonline.com is the **Best Free Local Business Directory in India**, helps you to find local Businesses in your Neighborhood. If you are a Business Owner, You can **Sign-up** to start attracting ready-to-buy customers online with a **FREE Business Listing on Admeonline Business Directory** featuring your Company Name, Street Address (optional) and Phone Number. We also help you to learn more with '**How to**' **Videos**, **Tutorials**, **Tips & Tricks** etc. Check out our **How to Video Tutorials in YouTube**. You can also **Visit Our Blog** and **Subscribe to our Newsletter** to first know when we publish a new Post. **Download Admeonline Android Mobile App** from Google Play Store.